

Hi Students, Parents & Guardians:

I would like to tell you about the general workings of Social Studies class. Please sign and detach the back page so that your child can return it to me, confirming that you have read my letter. Thanks.

SOCIAL STUDIES BINDER: I strive to teach organizational skills. To stay organized, **your child will use a one inch, 3-ring binder (please purchase a Heavy Duty one)** with a 5-tab divider, which we will provide and label in class. Usually the binder stays at school unless directed to take it home.



Tab 1 – Current Unit - In this section, the students clip in **all** the papers that go along with the unit we are studying at the time. Any papers we hand out in class, do in class, or get back as homework related to the unit will go in this section. This will be important when it comes time to study for a test on the unit or compile all unit papers for a final unit assessment. *It would be a good idea to go through this section now and then to see the work your child is doing in class.* Some of it will be graded and some will not.

I also “grade” organizational skills. ****At the end of each unit the students are asked to organize **all** the papers we have been saving according to a table of contents. **So never let them throw away social studies papers.** They will get the maximum amount of points for organization skills if they have saved everything. (I tell them that as adults we have to save lots of paperwork for taxes, insurance claims, returning merchandise, etc...Filing and organization are life-long skills they need to practice.) When each unit is done, we clip all the papers together, take them out of this section and start with an empty section for the next unit to begin.



Unit topics this year focus on government & 19th century U.S. history:

1. Civics & Government: Citizenship, US Constitution and the 3 Branches of Government
2. The U.S. Grows: Westward Expansion, Reform/Invention, Immigration/Industrialization
3. The U.S. Divides: Civil War/Reconstruction

Tab 2 – Geo. Quizzes – (Geography Quizzes) Throughout the year we will have map quizzes over the countries on different continents. Generally, quizzes will be on **Fridays**. This is the list of quizzes you can expect to see your child studying for this year:

Continents and Oceans
States East of the Mississippi
Maine Counties
South America
Southern Europe

Former Soviet Republics
States West of the Mississippi
Labeled Map of Africa Project
North America
U.S. Physical Geography

Middle East
U.S. Capitals
Southeast Asia
Northern Europe



Students who save all quizzes in this section, all year, will get a prize at the end of the year for being organized and responsible.

Tab 3 – Inspiration – As part of our Effective Citizenship focus, this section is where students keep notes, stories, activities, etc. related to inspiring people, words, and events. These lessons demonstrate ways for students to make a positive difference in the world.

Tab 4 – Atlas Work – Students will store worksheets that build atlas skills in this section.

Tab 5 – Other – We keep “other” things in this section.

- **My Retake Policy:** If a student scores below an 80 on tests or quizzes, s/he can retake the assessment for up to an 80, within a reasonable time frame. I will suggest this to kids when applicable. However, I generally do not allow kids to redo homework or classwork assignments. Please reach out if circumstances might warrant it, as I am very understanding of challenges that arise.
- **Scholastic News 5/6gr:** We use this to discuss current events and practice the important skill of “reading for information”- Scholastic News is a student news magazine for middle school students, *which I abbreviate as SN on Jupiter Ed.* Each student receives a subscription as part of the social studies curriculum. There are questions to complete on the back, after reading the articles. Sometimes there are skill sheets to do, also. These are passed out on many, but not all, **Thursdays or Fridays** and are due on the following **Thursday**. More details will be coming soon.
- **Absences:** *It is important for a student to let me know if he/she was absent yesterday.* However, undoubtedly, there was a 60-minute class that I need to explain to the student and often I can’t do it in the two minutes before today’s class begins. I may need to ask the student to see me after school. It is best if he/she can stay the very next day after their absence. **Please reinforce that staying after to make up work or get extra help is NOT a detention.** That word holds a negative feeling for kids and sometimes they don’t stay for help because they think they are in trouble if they have to stay after for any reason.
- **Staying After:** Sixth grade teachers are often after school each day and this would be a chance for the student to float around, get help, and/or catch up with all of us at a less busy moment. As junior high teachers, we have dozens of students to keep track of each day. I sometimes forget who was absent yesterday, so it is important that students take the responsibility to ask me about getting their make-up work explained. Thank you.
- **Contacting Me** – Email is the best way to communicate quickly. A good time to call me at school (646-5142) is between 8:30 - 9:15am. If I am not in a meeting, I would most likely be available to take a call then or between 2:15 and 3:00pm. This is true for all the sixth grade teachers.

My email address is: bdill@wocsd.org

Our Team and Social Studies website is:

<https://educatorpages.com/site/Grade6SS/pages/welcome-to-grade-6-general-information>

There is a lot of information for parents on our site and it is constantly updated as the year progresses. Also, kids can often print social studies worksheets, attached to the site, that they may have forgotten at school.



Remind App - Get a daily photo of the 6th Grade Homework Board - Sign up using the the instructions that can be found on my website under the Parent Information tab. Email me if you need help setting this up. You can also text me from this app! I usually take the photo around 3:30. If I have forgotten, please send me a text reminder! Thanks!







I just love teaching and knowing the kids. If there is anything that I can do to make your child’s school experience better, please call me. Thank you for your support.

Bonnie Dill

Ms. Dill's Social Studies Information Letter

Please read, sign, and return the bottom portion by Friday, September 15th.

This page is the short version for those who just want the basics. The longer letter attached has more information for those wanting a more detailed view of the year. Some of the quick highlights are:

-  **-Geography Quizzes:** On many (not all) Fridays; students should study all week, a bit each night.
-  **-Scholastic News:** A student news magazine with comprehension questions to complete, will be given out on many Thursdays and will be due the next Thursday. Starts in late September.
-  **-Social Studies Binder:** A place to keep ALL social studies papers. Never throw away any unit papers or scored geography quizzes, as organization is graded in both sections. The binder will often stay at school but when it comes home, parents will probably want to look through it, to help organize and see work done.
-  **-Contacting Ms. Dill:** My email, teacher website address and Remind App instructions are in the letter! Please make a note of them so you can contact me if necessary and locate Grade 6 information easily.
-  **-Absences:** When a student is absent, please have your child ask me what was missed. They may need to stay after school to catch up. I will communicate with home if this is needed.
-  **-Keep Us Informed:** Parents and students must let the teachers know if there is anything we can do to make school an even better place to be! Please let us know of any problems or issues and of any upcoming vacations.

Thanks! *Bonnie Dill*

Don't forget to bookmark these two sites:

<https://educatorpages.com/site/Grade6SS/pages/welcome-to-grade-6-general-information>

<https://login.jupitared.com/login/>

----- Cut Here -----

Please sign this portion of the paper. Cut and **return by Friday, September 15th**, so that I know you have seen my letter. Thank you.

Printed Student Name _____

Printed Parent Name _____

Parent Signature _____